

Simplifies electrical complexity

ACCL

DIGITAL MICROPROCESSOR BASED AUTO SOURCE CHANGEOVER CUM CURRENT LIMITER

FEATURES

- ◆ Current ratings 16Amps to 125Amps continuous duty when load on EB without any interruption
- ◆ While monitoring the generator supply, it allows only a limited load and functions as load limiter as per desired current (Factory set)
- ◆ Whenever load current exceeds the present limit, power is automatically switched off and resets automatically after 9 seconds and trips again if the overload still exists this cycle(3sec ON & 6sec OFF) is repeated every 9 sec, ACCL enter LOCK OUT mode after 5 ON & OFF cycles if overloading of DG still exists.

The unit can be Reset manually by reset switch. However, tailor made units i.e. field adaptable and made as per customer requirements as it is microcontroller based

- ◆ On resumption of the EB mains, ACCL automatically changes over from DG to EB and allows full current and the ACCL is reset(comes out of Lock Out mode)
- ◆ If again there is a power failure after the EB resumes

BENEFITS

- ◆ Microcontroller based True RMS measurement of load current. Hence, precise and accurate.
- ◆ Significant saving on wall space and wiring
- ◆ Tropicalized and rugged design
- ◆ LED indications for load on EB, load on DG & TRIP mode
- ◆ Provided with Heavy duty AC1 contactors with built in mechanical interlock
- ◆ ACCL can be factory set- Different On time delays (while on DG) as per the client's requirements. So that the DGs are not loaded suddenly. This feature enhances the life of the DG and the switchgear.
- ◆ Teflon wires having very high insulation levels are used for internal wiring of ACCL
- ◆ Wiring connection through highly reliable insulated feed through terminal blocks for EB mains, DG mains & Load.

SPECIFICATIONS

SINGLE PHASE AUTOMATIC CHANGEOVER CUM CURRENT LIMITER (ACCL) WITH DUAL SOURCE ENERGY

TECHNICAL SPECIFICATIONS	SINGLE PHASE ACCL WITH DUAL ENERGY SOURCE
State -of -The -Art	Microcontroller Based Design
Logic incorporated	Contactor logic up to 32A
Dimensions (in mm) (WxHxD)	77x142x104mm, +/- 1mm Tolerance
Mounting	Surface and Din
Load on DG	User specified Cut-off possible
Models	PACCL-1032AE: 1-Ph ACCL with Energy only PACCL-1032AERS: 1-Ph ACCL with Energy and RS 485 communication
Indications	LED indications for Presence of EB, Presence of DG & Overload Trip/Lockout, Blinking of CAL LED for Energy consumption
Tripping methods	Whenever the load currents exceeds the Set Limit, power is instantaneously switched off and resets automatically after every 9sec. ACCL will enter into LOCK OUT mode after 5 ON & OFF cycles, if overload of the DG still persists, User has to manually Reset the ACCL. Note: However the tripping cycles can be configured according to user choice
Reset method	Overload can be Reset through Reset key provided at the front fascia of 1Ph ACCL with dual source energy
Priority selection	EB Priority/DG Priority can configured at the factory EB priority: Default
Load Changeover	Automatically based on priority of Source Selection EB to DG and vice-versa
Display	8x2 Alphanumeric Backlit LCD for displaying the Electrical Parameters
Display Parameters	1. Line to Neutral Voltage in Volts, Phase current in Amps 2. Total Power in KW 3. Kilo watt Hour-EB 4. Kilo watt Hour-DG
Warranty	18 months from the date of manufacture or 12 months from the Date of Invoice

SINGLE PHASE AUTOMATIC CHANGEOVER CUM CURRENT LIMITER (ACCL)

TECHNICAL SPECIFICATIONS	SINGLE PHASE ACCL
State-of –The –Art	Microcontroller Based Design
Logic Incorporated	Relay logic up to 10A
Mounting	Din
Load on DG	User specified Cut-Off possible
Models	PACCL-1020
Indications	LED indication for Presence of EB, Presence of DG & Overload Trip/Lock out
Tripping method	Whenever the load current exceeds the Set limit, power is instantaneously switched off and resets automatically after 9 seconds. If the overload still exists, this cycle goes on (3sec ON & 6sec OFF) repeated for every 9sec. ACCL will enter into Lock Out mode after 5 ON & OFF cycles, if overload of the DG still persists. User has to manually Reset the ACCL. Note: However, tripping cycles can be configured according to user choice
Priority Selection	EB priority: Default
Load Change over	Automatically based on priority of Source Selection
Warranty	18months from the date of manufacture or 12 months from the Date of Invoice

SINGLE PHASE AUTOMATIC CHANGE OVER CUM CURRENT LIMITER WITHOUT DISPLAY

TECHNICAL SPECIFICATIONS	SINGLE PHASE ACCL WITHOUT DISPLAY
State-of –The –Art	Microcontroller Based Design
Logic incorporated	Contactors logic up to 32A & 40A
Dimensions in mm(ABS) (WxHxD)	77x142x104mm(PACCL-1032A), Tolerance: +/-1mm Surface and Din
Mounting	Surface and Din for ABS, Surface for Metal enclosure
Load on DG	User specified cut off possible
Models	PACCL -1032A, PACCL-1032CS and PACCL-1040C
Indications	LED indications for Presence of EB, Presence of DG & Overload Trip/Lock out
Tripping method	Whenever the load current exceeds the Set limit, power is instantaneously switched off and automatically after 9seconds. If the overload still exists, this cycle goes on (3sec & 6sec OFF) repeated for every 9sec. ACCL will enter into Lock Out mode after 5 ON & OFF cycles, if overload of the DG still persists. User has to manually Reset the ACCL. Note: However tripping cycles can be configured according to user choice
Reset method	Overload can be reset through Reset key provided at the front fascia of 1Ph ACCL
Priority selections	EB priority/DG priority will be
Reset method	Over load can be Reset through Reset key provided at the front fascia of 1Ph ACCL
Priority selection	EB priority/DG priority will be configured EB priority: Default
Load Changeover	Automatically based on priority of Source Selection EB to DG and vice-versa
Warranty	18months from the date of manufacture or 12months from the Date of Invoice

THREE PHASE AUTOMATIC CHANGEOVER CUM CURRENT LIMITER (ACCL) WITH DUAL SOURCE ENERGY

TECHNICAL SPECIFICATIONS	THREE PHASE ACCL WITH DUAL SOURCE ENERGY
State-of-The-Art	Microcontroller Based Design
Logic incorporated	Contactor logic with Mechanical interlock 25A to 63A
Dimensions in mm (WxHxD) ABS	143x158x136 mm Tolerance: +/-1mm
Mounting	Surface and Din
Load on EB	User specified cut off is possible(optional)
Load on DG	User specified cut off is possible
Mounting(ABS) with energy and RS 485 Communication	PACCL-3325AERS, PACCL-3332AERS, PACCL-3340AERS,PACCL-3363AERS PACCL-3125AERS, PACCL-3132AERS, PACCL-3140AERS, PACCL-3163AERS
Indications	LED indications for presence of EB & DG
Tripping method	Whenever the load current exceeds the SET limit, power is instantaneously switched off and resets automatically after 9sec. If the overload still exists, this cycles goes on(3sec ON & 6sec OFF) repeated for every 9sec. ACCL will enter into Lock Out mode after 5 ON & OFF cycles, if over load of the DG still persists. User has to manually Reset the ACCL. Note: However, tripping cycles can be configured according to user choice
Reset method	Over load can be Reset through Reset key provided at the front fascia of 3Ph ACCL with dual source energy
Priority selection	EB priority / DG priority can be configured at factory EB priority: Default
Under voltage/ Over voltage protection for EB	Fixed Under Voltage(160V AC)/Over voltage(250V AC) Settings can be configured at factory Setting mode(optional)
Load Changeover	Automatically based on priority of Source Selection EB to DG or vice versa
Display	2 Line 16 character Back lit LCD Display 3 Phase- Voltage, Current & Total KVA, PF Lag or Lead, EB Energy, DG Energy Trip/Lockout
Display Parameter	1. Line to Neutral Voltages- VR,VY,VB in Volts 2. Line Currents- IR,IY,IB in amps 3. Total Active Power in KW, Total Apparent power in KVA, PF Lag or Lead 4. EB Energy-KWh 5. DG Energy-KWh
Warranty	18months from the date of manufacture or 12months from the date of invoice

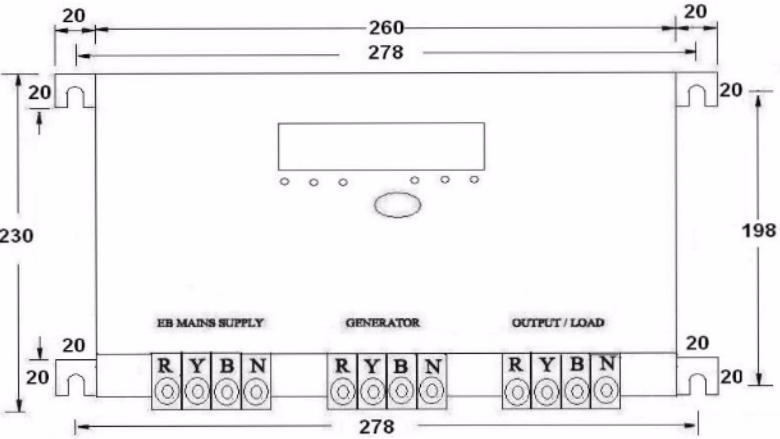
THREE PHASE AUTOMATIC CHANGE OVER CUM CURRENT LIMITER WITHOUT DISPLAY (ACCL)

TECHNICAL SPECIFICATIONS	THREE PHASE ACCL WITHOUT DISPLAY
State-of-The-Art	Microcontroller Based Design
Logic incorporated	Contactor logic with Mechanical interlock and electrical interlock for current ratings from 25A to 63A
Dimensions in mm (WxHxD) for Metal	143x158x136 mm Tolerance: +/-1mm
Dimensions in mm (WxHxD) for metal	110X200X126mm(PACCL-3325), 132X200X126mm(PACCL-3332A, PACCL-3340), 177X225X165mm(PACCL-3363) Surface only
Mounting	Surface and Din
Load on EB	User specified cut off is possible(optional)
Load on DG	User specified cut off is possible
Model(ABS)	PACCL-3325A, PACCL-3332A, PACCL-3340A, PACCL-3125A, PACCL-3132A, PACCL-3140A, PACCL-3163A
Model(Sheet Metal)	PACCL-3125, PACCL-3132, PACCL-3140, PACCL-3163, PACCL-3340, PACCL-3163
Indications	LED: Indications for presence of EB & DG Overload Trip or Lockout condition Blinking of CAL LED for consumption of Energy EB/DG
Tripping method	Whenever the load current exceeds the SET limit, power is instantaneously switched off and resets automatically after 9sec. If the overload still exists, this cycles goes on(3sec ON & 6sec OFF) repeated for every 9sec. ACCL will enter into Lock Out mode after 5 ON & OFF cycles, if over load of the DG still persists. User has to manually Reset the ACCL. Note: However, tripping cycles can be configured according to user choice
Reset method	Over load can be Reset through Reset key provided at the front fascia of 3Ph ACCL with dual source energy
Priority selection	EB priority / DG priority can be configured at factory EB priority: Default
Load Changeover	Automatically based on priority of Source Selection EB to DG or vice versa
Warranty	18months from the date of manufacture or 12months from the date of invoice

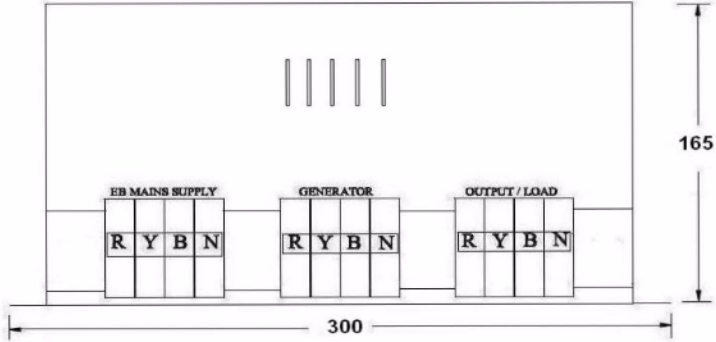
DIMENSIONAL DETAILS

PROK DEVICES PRIVATE LIMITED
THREE PHASE ACCL 80A - 100A WITH OR WITHOUT DISPLAY DIMENSIONAL DRAWING
CONTACTOR LOGIC

TOP VIEW



FRONT VIEW



Mounting Holes
WT- 278 | H-198
WB- 278 | ϕ 4

Over all Dimension
300 x 230 x 165
W H D

PROK DEVICES PRIVATE LIMITED

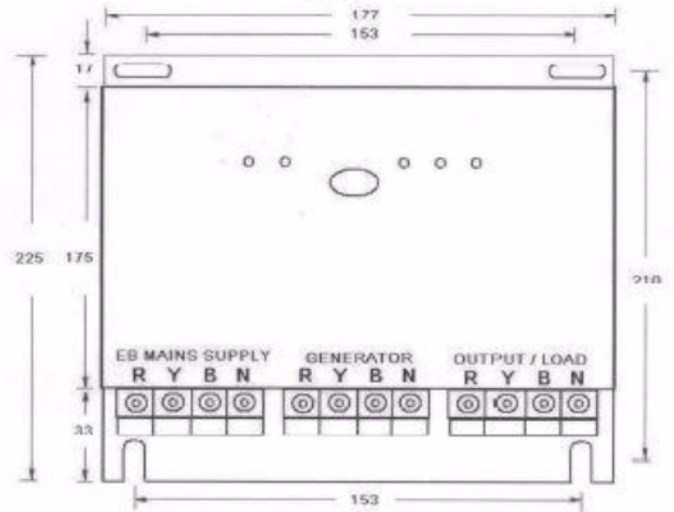
TYPE: PD- ACCL 3P - 80A-CONT

REV: 4.0, DATE: 18-10-16

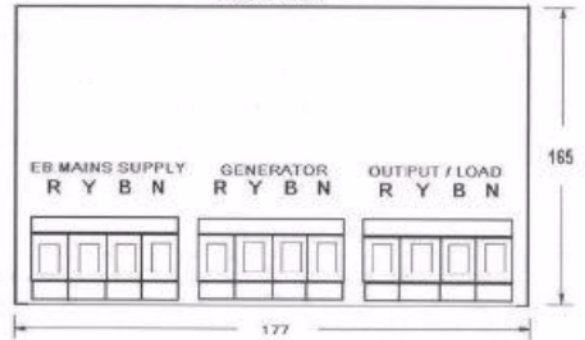
All dimensions are in mm Tolerance +/- 1 mm

PROK DEVICES PRIVATE LIMITED
THREE PHASE ACCL 63A WITH OR WITHOUT DISPLAY DIMENSIONAL DRAWING
CONTACTOR LOGIC

TOP VIEW



FRONT VIEW



Mounting Holes
W - 153 | H- 210
| ϕ 4

Over all Dimension
177 x 225 x 165
W H D

PROK DEVICES PRIVATE LIMITED

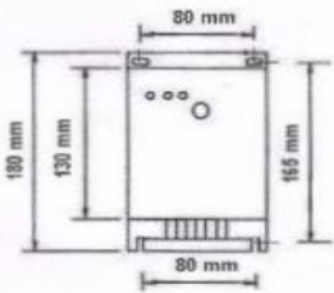
TYPE: PD- ACCL 3P - 63A-CONT

REV: 4.0 DATE: 27-04-15

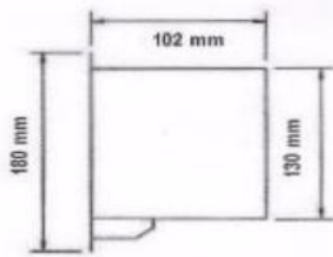
All dimensions are in mm Tolerance +/- 1 mm

PROK DEVICES PRIVATE LIMITED

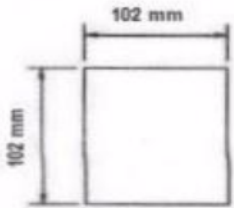
SINGLE PHASE ACCL 40A CONTACTOR TYPE - DIMENSIONAL DRAWING



FRONT VIEW



SIDE VIEW



TOP VIEW

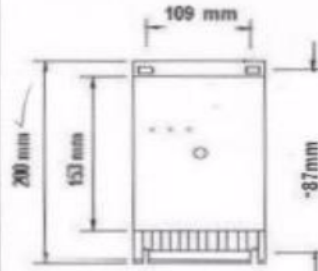
Over all Dimension
 102 x 180 x 102
 W H D
 Mounting Holes Dimension
 80 x 165 ϕ 4
 W H

NOTE: All dimensions are in mm
 Tolerance: +/- 1 mm

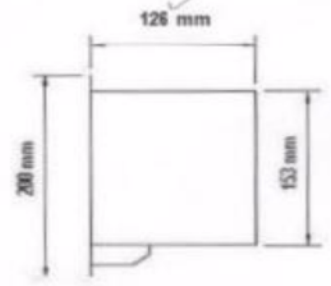
PROK DEVICES PRIVATE LIMITED
TYPE: PD-1P 40A - ACCL - CNT
REV 3.0 DATE: 27-04-15

PROK DEVICES PRIVATE LIMITED

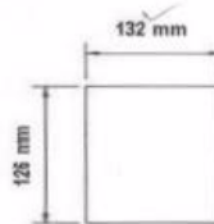
3 PHASE ACCL 32A & 40A WITH OR WITHOUT DISPLAY DIMENSIONAL DRAWING - CONTACTOR LOGIC



FRONT VIEW



SIDE VIEW



TOP VIEW

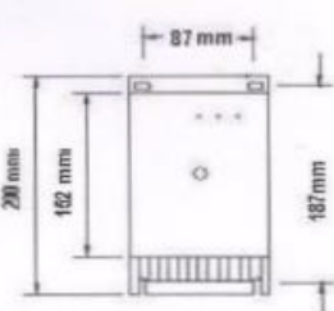
Over all Dimension
 132 x 200 x 126
 W H D
 Mounting Holes Dimension
 109 x 187 ϕ 4
 W H

Note: All Dimensions are in mm
 Tolerance: +/- 1 mm

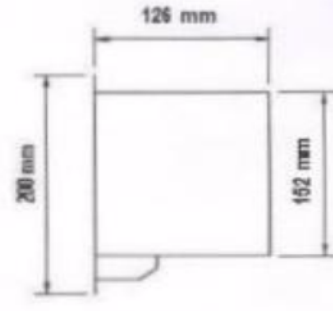
PROK DEVICES PRIVATE LIMITED
TYPE: PD - 3PH 40A - ACCL - CNT
REV: 4.0 DATE: 27-04-15

PROK DEVICES PRIVATE LIMITED

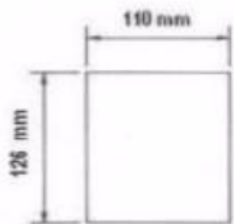
3 PHASE ACCL UP TO 25A WITH OR WITHOUT DISPLAY DIMENSIONAL DRAWING - CONTACTOR LOGIC



FRONT VIEW



SIDE VIEW



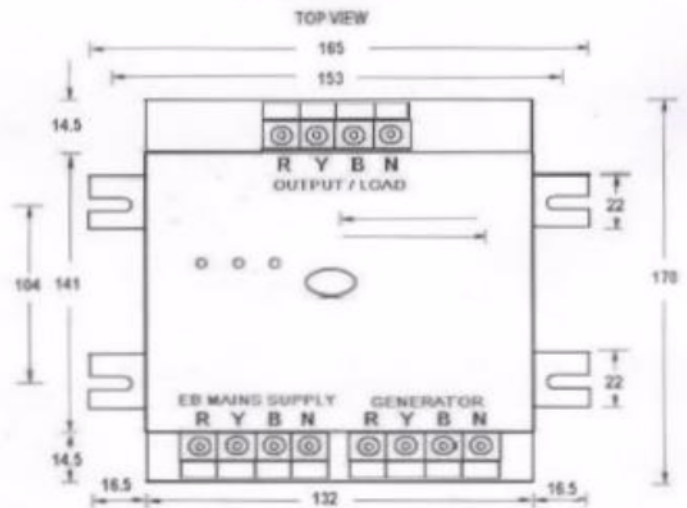
TOP VIEW

Over all Dimension
 110 x 200 x 126
 W H D
 Mounting Holes Dimension
 87 x 187 ϕ 4
 W H

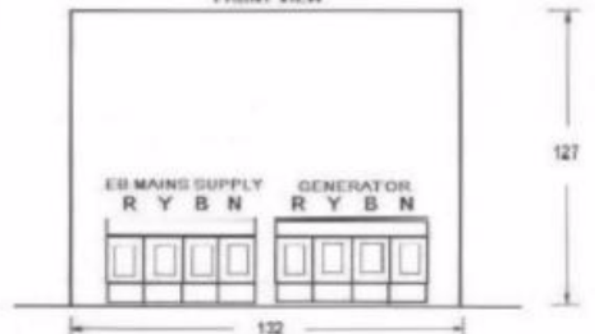
Note: All Dimensions are in mm
 Tolerance: +/- 1 mm

PROK DEVICES PRIVATE LIMITED
TYPE: PD - 3PH 25A - ACCL - CNT
REV: 2 DATE: 27-04-15

PROK DEVICES PRIVATE LIMITED
 THREE PHASE ACCL 40A WITH OR WITHOUT DISPLAY DIMENSIONAL DRAWING - SPL CONTACTOR LOGIC



FRONT VIEW



Mounting Holes
 W - 153 H - 104
 ϕ 4

Over all Dimension
 165 x 170 x 127
 W H D

PROK DEVICES PRIVATE LIMITED
TYPE: PD-ACCL 3P-40A-CNT SPL
REV: 4.0 DATE: 27-04-15

All dimensions are in mm Tolerance +/- 1 mm

BLOCK DIAGRAM

